



KHALSA SPORTS
(GROUP OF COMPANIES)

**CHILDREN PARK
EQUIPMENTS**



KHALSA SPORTS

(GROUP OF COMPANIES)

COST IS LONG FORGOTTEN "BUT"
QUALITY IS REMEMBERED FOREVER

Khalsa Sports (Group Of Companies) is a manufacturer of Children park and fun & Sporting play equipments for the last four decades. The company has grown by leaps and bounds over the years by providing an unsurpassed range of quality sport equipments. With "Anera" as its pioneer brand, the company commits itself to the goal of making the best Children park and fun & Sporting play equipments in the world."

The company produces a wide range of Children park and fun & Sporting play equipments for Multiplay Action System, Slides, Swings, Garden chair swings, see-saw, merry go round, climbers, thrillers, park benches, Dustbin, Outdoor Gymnasium equipments, Outdoor park flooring, soft foam play equipments to name a few.

With a Prestigious ISO 14001:2004 Certification, we establish our core competitiveness by relying on the advanced and complete industrial chains and integrated inspection and testing systems up to international standards.


We are dedicated to the supply of equipments and services to our clients with the best prices by maintaining cost effectiveness through efficient business procedures and by clinging to the business operational concept of "Supreme honor comes from the acceptance by end users."

Jagjeet Singh



Table Of Contents

Range	Equipment Type	Page No.
1	Slides	2 - 8
2	Swings	9 - 18
3	Seesaw	19 - 25
4	Spring Riders	26 - 27
5	Merry Go Round	28 - 33
6	Climbers	34 - 44
7	Net Climbers	45 - 47
8	Adventure Equipments	48 - 51
9	Park Benches	52 - 55
10	Meeting Point & Shed	56 - 57
11	Wire Animals	58
12	Dustbins	59 - 61
13	Classroom Desk & Benches	62
14	Cricket Ground Accessories	63 - 67



Merry Go Round



Wire Animals



Climbers




Classroom Desk & Benches



Net Climbers



Cricket Ground Accessories



Adventure Equipments



Slides



Seesaw



Park Benches



Swings



Spring Riders 1



Meeting Point & Shed



Dustbins

SLIDES



KHALSA SPORTS
(GROUP OF COMPANIES)



DELUXE SLIDE AE301

Structure 35 mm x 4 mm angle iron
Slide G.I. sheet
Slide Length 6 ft, 8 ft., 12 ft., 16 ft.,



QUEEN SLIDE AE302

Structure 25mm. NB pipe
Slide G.I. sheet, 20 gauge
Slide Length 6 ft., 8 ft., 12 ft., 16 ft.



WIDE SLIDE AE303

Structure 35 mm x 4 mm angle iron
Slide G.I. sheet
Slide Length 6 ft., 8 ft., 12 ft.

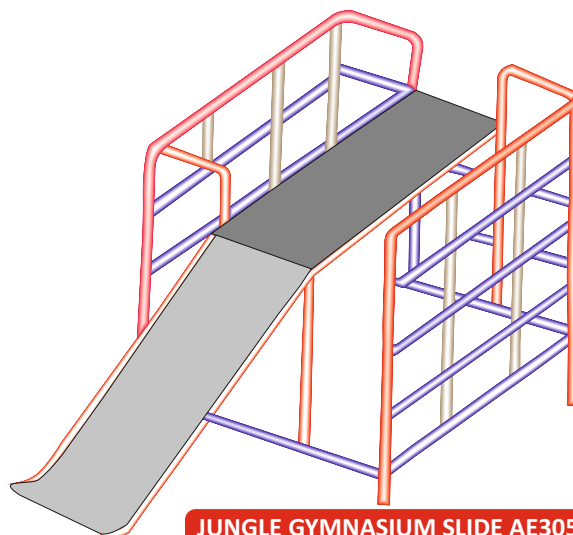
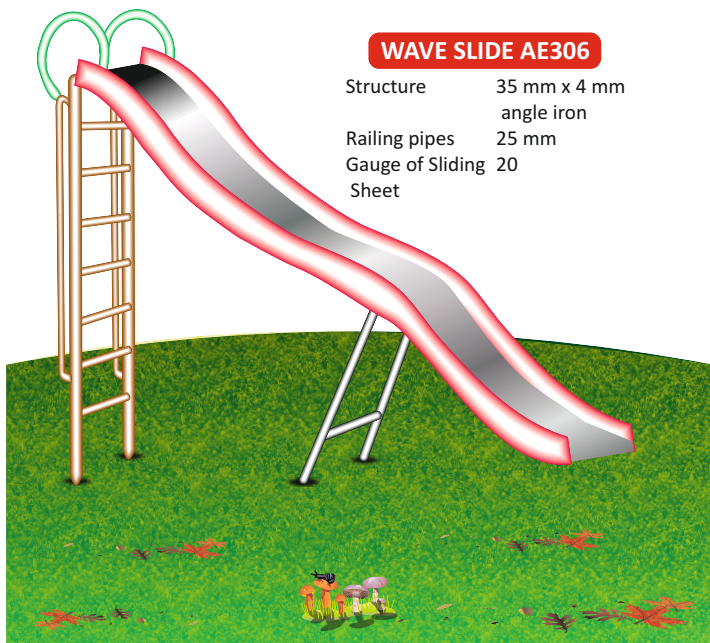
DOUBLE SLIDE AE304

Structure 35 mm x 4mm
angle iron
Slide G.I. sheet
Slide Length 8 ft., 12 ft., 16 ft.



WAVE SLIDE AE306

Structure 35 mm x 4 mm
angle iron
Railing pipes 25 mm
Gauge of Sliding 20
Sheet



JUNGLE GYMNASIUM SLIDE AE305

Structure of Pipe 25 mm
Structure of slide 30 mm x 3 mm
Gauge of Sliding Sheet 20

FIBRE SLIDES



KHALSA SPORTS
(GROUP OF COMPANIES)



FIBRE DELUXE SLIDE AE307

Structure 35 mm pipe
/angle iron
Railing pipes Fibre
Gauge of 8 ft., 12 ft, 16 ft,
Sliding Sheet 20 ft



DOUBLE FIBRE DELUXE SLIDE AE308

Structure 35 mm N.B. pipe
Platform 2 ft. sq. in 8 ft. length slide
2.5 ft. sq. in 12 ft. length slide
3 ft. sq. in 16 ft. length slide



FIBRE KIDS SLIDE AE309

Structure 25 mm N.B. pipe
Slide length 4 ft. - 5 ft.

FIBRE KIDSWAVE SLIDE AE310

Slide Fibre
Stairs 35 mm.
Height 3 ft.



FIBRE KIDS SWINGER SLIDE AE311

Slide Fibre
Stairs 35 mm.
Height 3 ft.



PLATFORM WITH FIBRE WAVE SLIDE AE312

Standing pipe 75 mm
Platform 2 ft. height, 2 ft. x 2 ft. size
Railing pipe 25 mm. N.B.

FIBRE SLIDES



KHALSA SPORTS
(GROUP OF COMPANIES)



SPIRAL SLIDE AE313

ladder Structure	35 mm x 5 mm angle iron
Slide Structure	Fibre Glass
Slide length	2.9 mts., 3.8 mts., 5.2 mts.
Area	3 mts. x 1 mts. 1.5 mts.,
Platform	2.1 mts., 3 mts.
Central Support	80 mm. NB pipe
Ladder	Angle iron 35 mm. x 5 mm.
Railing	25 mm. pipe.



DOUBLE FIBRE SLIDE AE315

Ladder Structure	35 mm x 4 mm angle iron pipe
Slide Structure	Fibre Glass
Slide length	8 ft., 12 ft., 16 ft.



FIBRE WAVE SLIDE AE314

Ladder Structure	35 mm x 5 mm angle iron
Slide Structure	Fibre Glass
Slide length	12 ft., 16 ft., 20 ft., 24 ft.



TRIPLE FIBRE WAVE SLIDE AE316

Ladder Structure	35 mm x 4 mm angle iron pipe
Slide Structure	Fibre Glass
Slide length	8 ft., 12 ft., 16 ft.

FIBRE SLIDES



KHALSA SPORTS
(GROUP OF COMPANIES)



FIBRE SPIRAL SLIDE AE317

Ladder Structure 35 mm x 5 mm angle iron
Slide Structure Moulded Plastic Rollers
Slide length 12 ft., 16 ft., 20 ft., 24 ft.



FIBRE BIG TUBE SLIDE AE318

Slide structure Fiber glass
Ladder Structure 35 mm x 4 mm
angle iron or pipe
Height 10 ft.
Slide Length 6.7 mt.
Area 7 mt. x 4 mt.



MINI TUBE SLIDE AE319

Slide structure Fiber
Ladder Structure 35 mm x 5 mm angle iron
Slide Length 3.8 mts.



POOL SLIDE AE320

Structure 80 mm. square pipe
Platform 6 ft. height
Slide Fibre Glass
Ladder 35 mm.

SLIDES → ROTO SERIES



KHALSA SPORTS
(GROUP OF COMPANIES)



DELUXE SLIDE AE321

Size : 8.61 x 2.41 Ft



WAVE SLIDE AE322

Size : 12.46 X 2.13 Ft



SPIRAL SLIDE AE323

Size : 11.48 X 5.90 Ft.



WAVE SLIDE AE324

Size : 14.27 x 2.41 Ft



DOUBLE SLIDE AE325

Size : 12.63 X 4.10 Ft



DOUBLE CURVE SLIDE AE326

Size : 11.97 X 7.5 Ft

SLIDES → ROTO SERIES



KHALSA SPORTS
(GROUP OF COMPANIES)



SPIRAL SLIDE AE327

Size : 11.31 X 5.41 Ft



DOUBLE WAVE SLIDE AE328

Size : 15.25 X 4.10 Ft



DOUBLE CURVE SLIDE AE329

Size : 10 X 6.23 Ft



MULTIFUN SYSTEM AE330

Size : 14.59 X 7.87 Ft



TUBE SLIDE AE331

Size : 20.99 X 4.59 Ft



SPIRAL TUBE SLIDE AE332

Size : 15.41 X 6.88 Ft



TUBE SLIDE AE333

Size : 17.88 X 4.10 Ft



SPIRAL TUBE SLIDE AE334

Size : 21.65 X 9.35 Ft



TUBE SLIDE AE335

Size : 17.88 X 4.10 Ft



SPIRAL TUBE SLIDE AE336

Size : 21.65 X 9.35 Ft

SWINGS



KHALSA SPORTS
(GROUP OF COMPANIES)



SINGLE SWING AE401

Side Pipe	30 mm
Upper Pipe	35 mm
Seat	Wooden, Rubber, Sheet, Metallic
chain	3 mm



DOUBLE SWING AE402

Side Pipe	35 mm
Upper Pipe	50 mm
Seat	Wooden,, Rubber Sheet, Metallic
chain	3 mm



TRIPLE SWING AE403

Side Pipe	35 mm
Upper Pipe	50 mm
Seat	Wooden, Rubber Sheet, Metallic
chain	3 mm

FOUR SWING AE404

Side Pipe	35 mm
Upper Pipe	50 mm
Seat	Wooden, Rubber Sheet, Metallic
Chain	3 mm





SWING-O-MATIC AE405

Structure 30mm & 25mm pipe
Seats Metallic
Capacity 2 children



COACH SWING AE406

Structure 35mm & 25mm pipe
Seats Metallic
Capacity 4 children



GLIDER SWING AE407

Structure 35mm & 25mm pipe
Seats Metallic
Capacity 4 children



COACH CUM GLIDER AE408

Side Structure 35 mm
Upper Structure 50 mm
Seats Plastic
Capacity 6 children

SWINGS



KHALSA SPORTS
(GROUP OF COMPANIES)

TODDLER SWING AE409

Side Pipe	35 mm
Upper Pipe	50 mm
Seats	Metallic
Chain	3 mm



TODDLER SWING DOUBLE AE410

Side Pipe	35 mm
Upper Pipe	50 mm
Seats	Metallic
Chain	3 mm



ARCH SWING DOUBLE AE411

Side Pipe	35 mm
Upper Pipe	50 mm
Seats	Wooden, Rubber Sheet, Metallic
Chain	3 mm



ARCH TYRE SWING AE412

Side Pipe	35 mm
Upper Pipe	50 mm
Seats	Tryport Type
Chain	3 mm

SWINGS



KHALSA SPORTS
(GROUP OF COMPANIES)



ARCH SWING FOUR AE413

Side Pipe	35 mm
Upper Pipe	50 mm
Seats	Wooden, Rubber Sheet, Metallic
Chain	3 mm



TYRE SWING AE414

Side Pipe	35 mm
Upper Pipe	50 mm
Seats	Tryport Type
Chain	3 mm



ROYAL T SWING AE415

Pipe Structure	50 mm & 25 mm
Seat	Wooden
Chain	3 mm.

FLYING BUTTERFLY AE416

Side Pipe	50 mm
Structure Pipe	25 mm



SWINGS



KHALSA SPORTS
(GROUP OF COMPANIES)

CIRCULAR SWING AE417

Side Pipe	35 mm
Structure Pipe	30 mm
Swing on	Double Bearing



PLAYGROUND CIRCULAR SWING DOUBLE AE418

Side Pipe	35 mm
Structure Pipe	30 mm
Swing on	Double Bearing



BUCKET SWING AE419

Side Pipe	35 mm
Structure Pipe	30 mm
Swing on	Double Bearing



DOLPHIN ARCH SWING DOUBLE AE420

Side Pipe	35 mm
Upper Pipe	50 mm
Chain	3 mm
Seat	Wooden, Rubber Sheet, Metallic



**DOUBLE SWING WITH
SWING RIDE AE421**

Side Pipe	35 mm
Structure Pipe	30 mm
Swing on	Double Bearing

**SIX SEATER SWING
AE 422**

Side Pipe	35 mm
Structure Pipe	30 mm
Swing on	Double Bearing



**3 IN 1 SWING
AE423**

Side Pipe	35 mm
Structure Pipe	30 mm
Swing on	Double Bearing



FAMILY CHAIR SWING AE424

Side Pipe 50 mm
Upper Pipe 50 mm



FAMILY CHAIR SWING AE425

Side Pipe 50 mm
Upper Pipe 50 mm



STAR FAMILY CHAIR SWING AE426

Side Pipe 50 mm
Upper Pipe 50 mm



GARDEN FAMILY CHAIR SWING AE427

Side Pipe 50 mm
Upper Pipe 50 mm



FOLDING COUPLE CHAIR SWING AE428

Side Pipe 50 mm
Upper Pipe 50 mm



ECONOMY FAMILY CHAIR SWING AE429

Side Pipe 50 mm
Upper Pipe 50 mm



PLATINUM COUPLE CHAIR SWING AE430

Side Pipe 50 mm
Upper Pipe 50 mm



FIXED COUPLE CHAIR SWING AE431

Side Pipe 50 mm
Upper Pipe 50 mm



SHELTER FAMILY CHAIR SWING AE432

Side Pipe 50 mm
Upper Pipe 50 mm



LAWN FAMILY CHAIR SWING AE433

Side Pipe 50 mm
Upper Pipe 50 mm



MODREN FAMILY CHAIR SWING AE434

Side Pipe 50 mm
Upper Pipe 50 mm



MOON FAMILY CHAIR SWING AE435

Side Pipe 50 mm
Upper Pipe 50 mm



ROYAL FAMILY CHAIR SWING AE436

Side Pipe 50 mm
Upper Pipe 50 mm



PARK FAMILY CHAIR SWING AE437

Side Pipe 50 mm
Upper Pipe 50 mm



3 SEATER GARDEN CHAIR SWING AE438

Side Pipe 50 mm
Upper Pipe 50 mm



3 SEATER GARDEN STEEL SWING AE439

Side Pipe 50 mm
Upper Pipe 50 mm

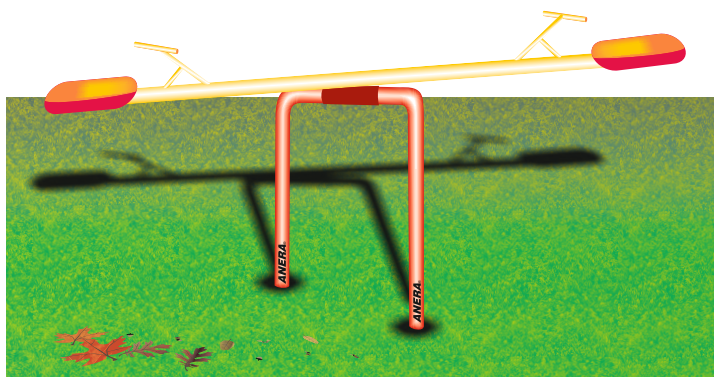


GARDEN FAMILY SWING AE440

Actual Size 12 x 4 x 8 Feet



GARDEN FAMILY SWING AE441

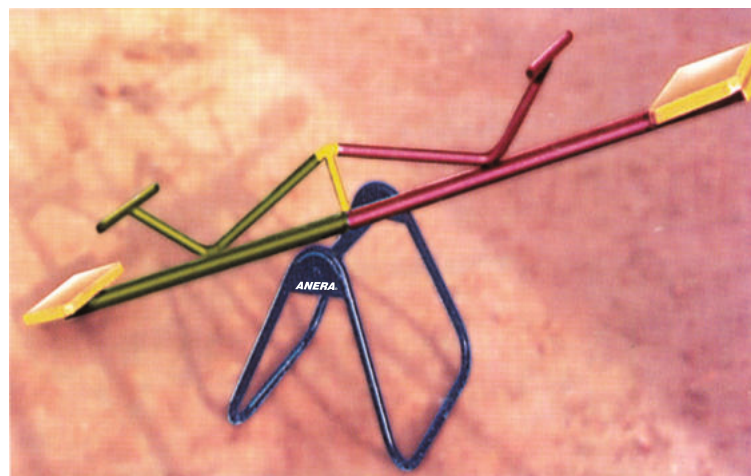


SEESAW AE501

Structure of pipe	35 mm
Handle pipe	25 mm
Height	0.5 m
Seat	Fibre
Capacity	2 children

PORTABLE SEESAW AE502

Height	0.5 mts.
Main Frame	35 mm N.B. Pipe
Support	25 mm N.B. Pipe
Seat	Fibre
Capacity	2 children





DOUBLE SEESAW AE503

Height	0.5 mts.
Main Frame	35 mm N.B. Pipe
Support	25 mm N.B. Pipe
Seat	Fibre
Capacity	4 children

TRIPLE SEESAW AE504

Height	0.5 mts.
Main Frame	35 mm N.B. Pipe
Support	25 mm N.B. Pipe
Seat	Fibre
Capacity	6 children





MULTI SEESAW AE505

Rec. Age	5 to 15 years
Height	0.5 mts.
Main Frame	35 mm N.B. Pipe
Support	25 mm N.B. Pipe
Seat	Fibre
Capacity	8 children

MULTISEATER SEESAW AE506

Main pipe	50 mm. square/ round
Base pipe	50 mm. square / round
Handles	25 mm.
Area	3m x 50 cm.
Capacity	04 children
Seat	Fibre



STANDARD SEESAW AE507

Structure	35 mm. pipe
Base	50 mm. pipe
Capacity	2 children
Seat	Fibre

DOUBLE SPRING SEESAW AE508

Main pipe	50 mm.
Handles	25 mm.
Seat	Fibre
Base	Heavy spring
Capacity	2 children






MULTISPRING SEESAW AE509

Main pipe	50 mm.
Handles	25 mm.
Seat	Fibre
Base	Heavy spring
Capacity	4 children

FISH SPRING SEESAW AE510

Main pipe	50 mm. square
Fish	Wooden case fibre
Seat	Fibre
Base	Heavy spring
Capacity	2 children

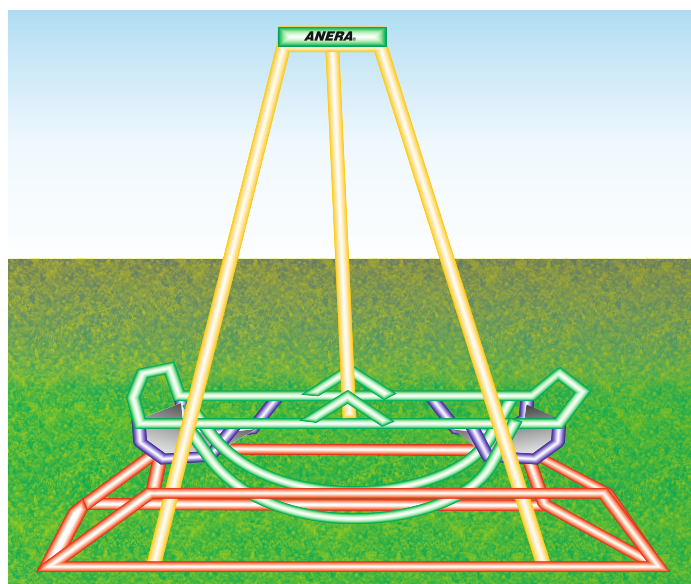


ELEPHANT SPRING SEESAW AE511

Main pipe	50 mm. square
Fish	Wooden case fibre
Seat	Fibre
Base	Heavy spring
Capacity	2 children

PORTABLE ROCKING BOAT AE512


Base	35mm x 5mm angle iron
Structure Pipe	35 mm
Swing on	Double Bearing





ROCKING BOAT AE514

Rec. Age	3 to 14 years
Area	1.5 mts. X 1 mts.
Safe Area	2 mts. X 1 mts.
Height	0.7 mts.
Main Frame	25mm. N.B. Pipe
Seat	Steel
Capacity	2 children



ROCKING SEESAW AE513

Rec. Age	3 to 10 years
Height	0.5 mts.
Main Frame	25 mm N.B. Pipe
Support	25 mm N.B. Pipe
Seat	Wooden
Capacity	2 children



STANDING SEESAW AE515

Structure	50 mm. and 35 mm. N.B. pipe
Area	2 mt. x 1 mt.
Safety Area	3 mt. x 2 mt.
Height	4 ft.
Rec. Age	3 - 16 years
Capacity	2 children




MOON SEESAW AE516

Structure	50 mm. and 35 mm. N.B. pipe
Area	2 mt. x 1 mt.
Safety Area	3 mt. x 2 mt.
Height	3 ft.
Rec. Age	3 - 15 years
Capacity	2 children
Seat	Fibre



EID KA CHAND SEESAW AE518

Structure	50 mm. N.B. pipe
Area	2 mt. x 2 mt.
Safety Area	3 mt. x 3 mt.
Capacity	4 seater
Seat	Fibre



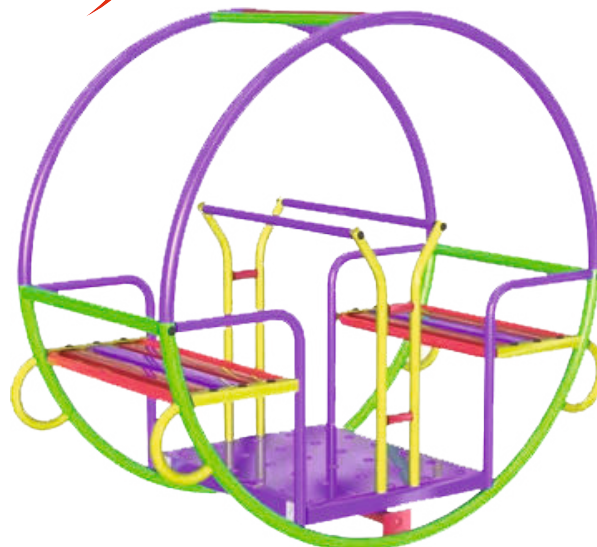
SUN SEESAW AE517

Structure	50 mm. and 35 mm. N.B. pipe
Area	2 mt. x 1 mt.
Safety Area	3 mt. x 2 mt.
Height	3 ft.
Rec. Age	3 - 15 years
Capacity	2 children
Seat	Fibre



4 SEATER METAL SEESAW AE519

Size L300 X B55 X H75 CM.
Dia 114 MM (4.5 INCH)



CIRCULAR SEESAW AE520

Safe Play Area 6 x 4 x 6 Feet
Equipment Size 3 x 2.5 x 4 Ft



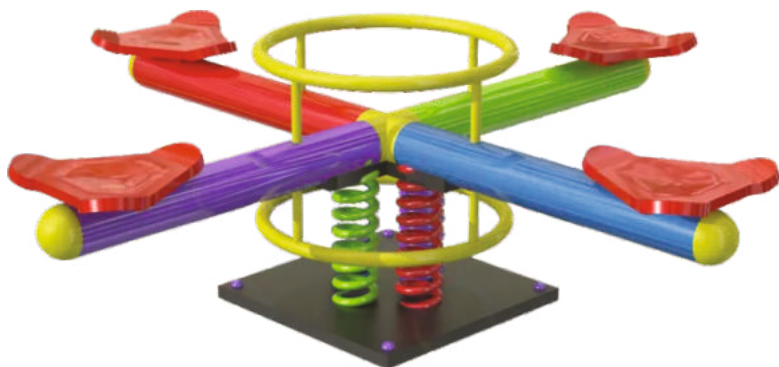
BOAT SEESAW AE521

Safe Play Area 6 x 4 x 5 Feet
Equipment Size 3 x 2.5 x 2 Ft



2 SEATER SPRING RIDE AE522

Equipment Size 8 x 1.5 x 2 Feet
Safe Play Area 12 x 3 x 4 Ft



4 SEATER SQUARE SPRING SEESAW AE523

Equipment Size 7 x 7 x 3 Feet
Safe Play Area 10 x 10 x 5 Feet

3 SEATER SPRING SEESAW AE524

Equipment Size 10 X 10 X 2.5 Feet
Safe Play Area 14 x 14 x 4 Feet





4 SEATER FUN SPRING SEESAW AE525

Actual Size 10 x 6 x 4 Ft.
Safe Play Area 14 x 10 x 8 Ft.

SINGLE BAR SEESAW AE526

Actual Size 8 X 3 X 3 Ft.
Safe Play Area 12 X 6 X 5 Ft.



THEME PARK TWO SEATER SPRING SEESAW AE527

Actual Size 12 X 12 X 3 Ft.
Safe Play Area 18 X 6 X 5 Ft.

FREE STANDING TWO SEATER SEESAW AE528

Actual Size 12 X 12 X 3 Ft.
Safe Play Area 18 X 6 X 5 Ft.





COMMERCIAL PLAYGROUND SEESAW AE529

Actual Size 10 x 6 x 4 Ft.
Safe Play Area 14 x 10 x 8 Ft.

STANDARD SEESAW FOR PRE PRIMARY CHILDREN AE530

Actual Size 10 x 6 x 4 Ft.
Safe Play Area 14 x 10 x 8 Ft.



CIRCULAR ROCKING SEESAW AE531

Actual Size 10 x 6 x 4 Ft.
Safe Play Area 14 x 10 x 8 Ft.

SPRING RIDERS



KHALSA SPORTS
(GROUP OF COMPANIES)



SPRINGRIDER DUCK AE601

Duck	Fibre
Base	Heavy Spring
Capacity	One child

SPRINGRIDER ELEPHANT AE602

Elephant	Fibre
Base	Heavy Spring
Capacity	One child



SPRINGRIDER FISH AE603

Fish	Fibre
Base	Heavy Spring
Capacity	One child



SPRINGRIDER BIKE AE604

Bike	Fibre
Base	Heavy Spring
Capacity	One child

SPRINGRIDER BIKE AE605

Bike	Fibre
Base	Heavy Spring
Capacity	One child





HONEYBEE RIDER AE606

Material	Fibre
Base	Heavy Spring
Capacity	One child



SPRING RIDER HORSE AE607

Material	Fibre
Base	Heavy Spring
Capacity	One child



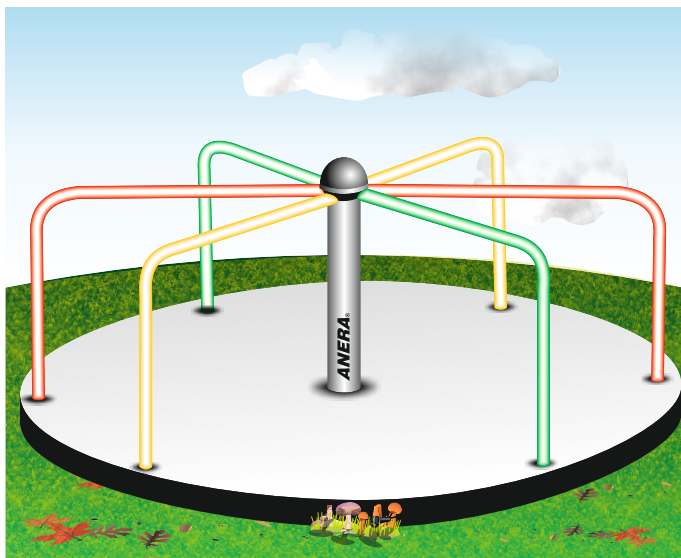
SINGLE SEATER SPRING RIDER AE608

Material	Fibre
Base	Heavy Spring
Capacity	One child



TORTOISE SPRING RIDER AE609

Material	Fibre
Base	Heavy Spring
Capacity	One child

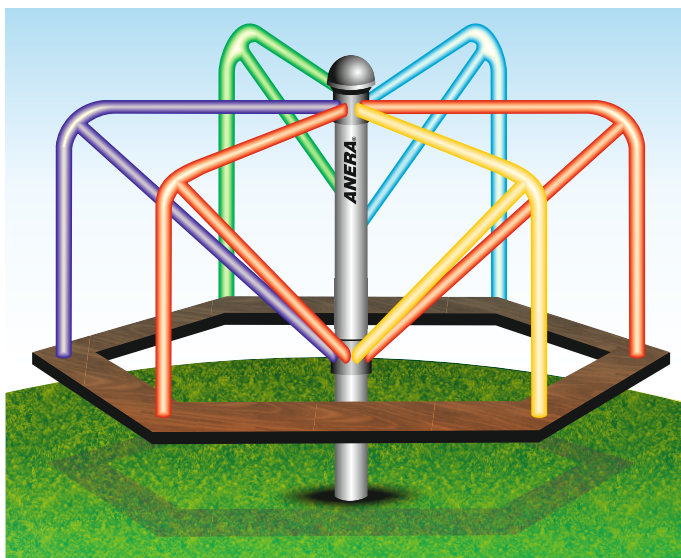
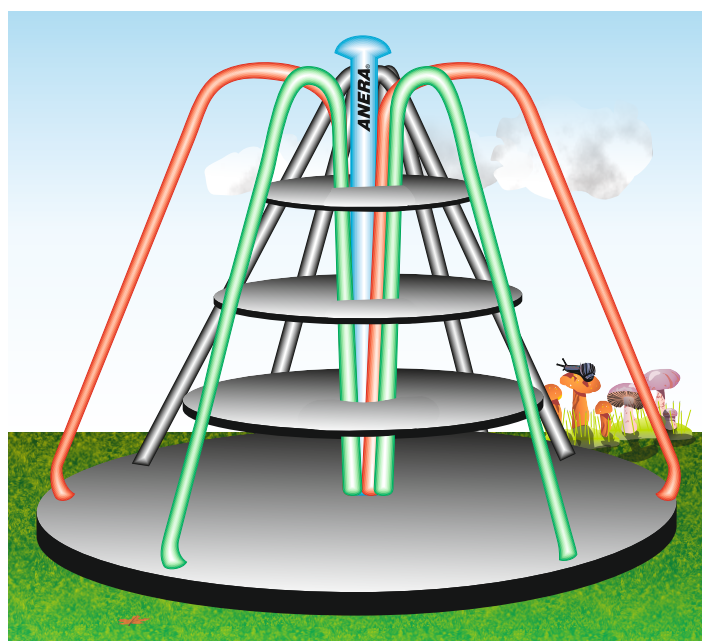


REVOLVING PLATFORM AE701

Central Pipe	50 mm
Railing Pipe	25 mm
Gauge of Sheet	16
Diameter	120 cm

REVOLVING PLATFORM JAPANESE TYPE AE702

Central Pipe	50 mm
Railing Pipe	25 mm
Gauge of Sheet	16
Diameter	150 cm

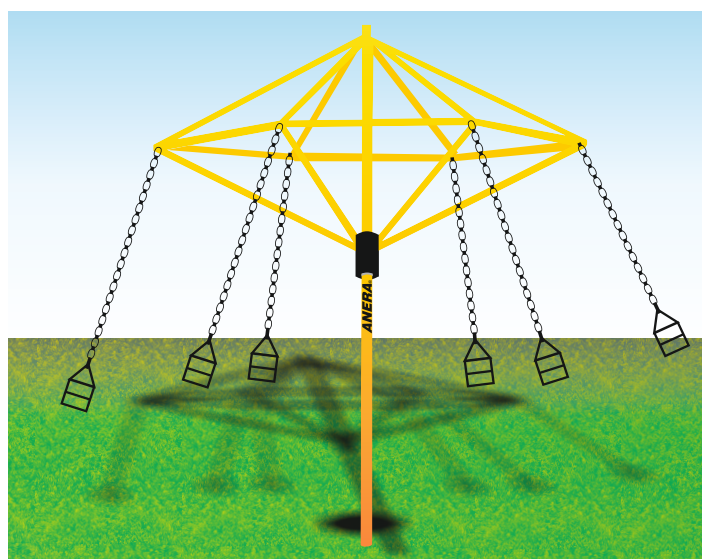


REVOLVING PLATFORM HEXAGONAL TYPE AE703

Central Pipe	50 mm
Railing Pipe	25 mm
Gauge of Sheet	16
Diameter	120 cm

HANGING OCEAN WAVE AE704

Central Pipe	100 mm
Umberala Railing Angle Iron	35 mm x 25 mm
Diameter	120 cm
Thickness of Chain	3 mm



MERRY GO ROUND



KHALSA SPORTS
(GROUP OF COMPANIES)



KIDS GO ROUND AE705

Central Pipe	50 mm
Railing Pipe	25 mm
Gauge of Sheet	16
Diameter	120 cm



TEENAGER GO ROUND AE706

Central Pipe	50 mm
Railing Pipe	25 mm
Gauge of Sheet	16
Diameter	150 cm



AGE UP GO ROUND AE707

Central Pipe	50 mm
Railing Pipe	25 mm
Gauge of Sheet	16
Diameter	170 cm



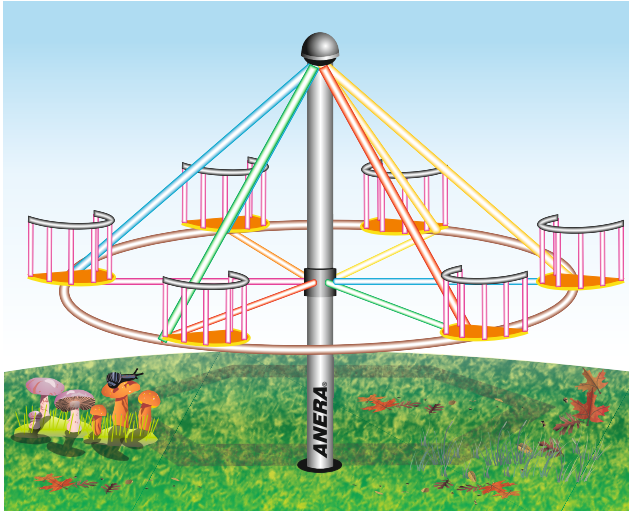
OCEAN WAVE AE708

Central Pipe	100 mm
Railing Rod	12 mm
Gauge of Sheet	16
Diameter	150 cm

MERRY GO ROUND



KHALSA SPORTS
(GROUP OF COMPANIES)



MERRY GO ROUND AE709

Central Pipe	50 mm
Angle Iron Structure	35 mm x 25 mm
Sitting Capacity	4 seater & 6 seater



KIDS MERRY GO ROUND AE710

Central Pipe	100 mm
Pipe Structure	30 mm
Sitting Capacity	4 seater




STRAIGHT REVOLVING WHIRL AE711

Central Pipe	100 mm
Pipe Structure	50 sq.
Seat Pipe	25 mm
Sitting Capacity	6 seater



SLANTING WHIRL WIND AE712

Central Pipe	100 mm
Pipe Structure	30 mm
Seat Pipe	25 mm
Sitting Capacity	6 seater



STRAIGHT WHIRL WIND AE713

Central Pipe	100 mm
Pipe Structure	30 mm
Seat Pipe	25 mm
Sitting Capacity	4 seater

MERRY GO ROUND



KHALSA SPORTS
(GROUP OF COMPANIES)



FIBRE TWINDER GO ROUND AE714

Area	5 ft.
Railings	35 mm. pipe

DUCK MERRY GO ROUND AE715

Duck	Fibre
Structure	35 mm pipe
Base	75 mm pipe
Available	4 / 6 seater

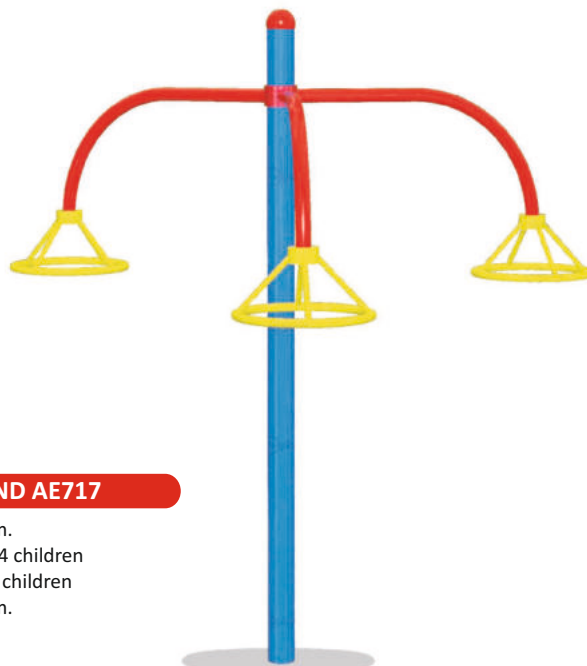


HORSE MERRY GO ROUND AE716

Horse	Fibre
Platform	4 ft. - 4 seater
	5 ft. - 6 seater
Platform	Metallic
Base pipe	75 mm.

MONKEY GO ROUND AE717

Central pipe	75 mm.
Hanging Dia	5 ft. - 4 children
	6 ft. 6 children
Hanging pipe	35 mm.



MERRY GO ROUND



KHALSA SPORTS
(GROUP OF COMPANIES)



SEATED MERRY GO ROUND 4 SEATER AE715

Central Pipe	100 mm.
Pipe Structure	30 mm.
Sitting Capacity	4 Seater



REVOLVING MERRY GO ROUND AE719

Central Pipe	50 mm.
Railing Pipe	25 mm.
Gauge Of Sheet	16
Diameter	120 cm.



THEME PARK 4 SEATER MERRYGO ROUND AE720

Actual Size	Dia 4 Ft.
Safe Play Area	8 Ft.



MERRY GO ROUND 6 SEATER AE721

Actual Size	Dia 4 Ft.
Safe Play Area	8 Ft.



**3 SEATER
MERRYGO ROUND AE722**

Actual Size Dia 4 Ft.
Safe Play Area 8 Ft.



**TEA CUP
MERRY GO ROUND AE724**

Actual Size Dia 4 Ft.
Safe Play Area 8 Ft.




**GLOBE
MERRY GO ROUND AE723**

Actual Size Dia 4 Ft.
Safe Play Area 8 Ft.



WHEEL GO ROUND AE725

Actual Size Dia 4 Ft.
Safe Play Area 8 Ft.



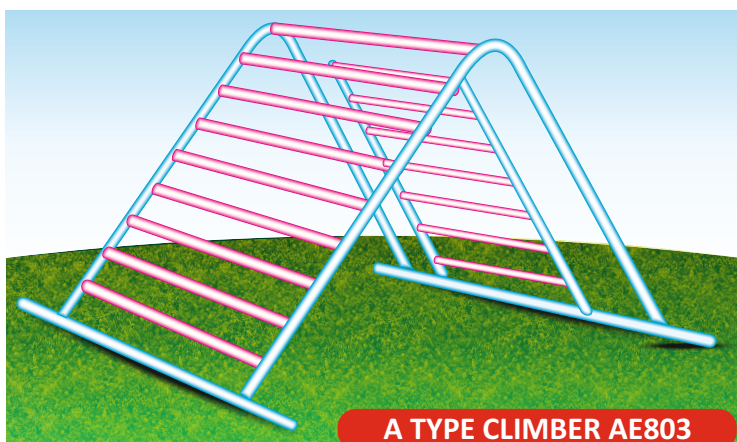
**STANDING LARGE
MERRY GO ROUND AE726**

Actual Size Dia 4 Ft.
Safe Play Area 8 Ft.



MONKEY LADDER AE801

Rec. Age	6 to 15 years
Area	4 mts. x 2 mts.
Main Frame	32 mm. N.B. pipe
Rings	20 mm. N.B. pipe
Centre (H)	2.1 mts.
Length	3.05 mts. & 3.66mts.
Capacity	4 to 8 children
Length	25 ft./ 30 ft. / 35 ft.



A TYPE CLIMBER AE803

Structure of pipe	35 mm.
Pipe of ladder	25 mm.
Length	20 ft./ 25 ft./ 30 ft.



A TYPE 2 IN 1 CLIMBER AE804

1 Side Wall & 1 Side Rope Climber

Structure of pipe	35 mm.
Pipe of ladder	25 mm.
Length	20 ft./ 25 ft./ 30 ft.



HALF ROUND CLIMBER AE802

Structure of pipe	35 mm.
Pipe of ladder	25 mm.
Length	20 ft./ 25 ft./ 30 ft.



THREE WAY CLIMBER AE805

Structure of pipe	30 mm
Pipe of the Ladder	25 mm
Height above the ground	6 feet




JUNGLE GYMNASIUM AE806

Structure of pipe 25mm
Area 6 ft. x 8 ft.

JUNGLE GYMNASIUM AE807

(Lane Type)

Structure of pipe 25mm
Area 12 ft. x 10 ft.



SWEDISH GYM AE808

Structure of pipe 35 mm.
Pipe of ladder 25 mm.
Length 20 ft.
Width 2 ft.
Height 7 ft.

SWEDISH GYM AE809

Structure of pipe 35 mm.
Pipe of ladder 25 mm.
Area 4.5 mtrs. x 1.2 mtrs.





APOLLO CLIMBER AE810

Structure of pipe	35 mm.
Pipe of round ladder	25 mm.
Height	12 ft.
Dia.	3 ft.
Central Pipe	50 mm.



JUNGLE GYM HEXAGONAL AE811

Central pipe	50 mm.
Side support	30 mm.
Structure of pipe	25 mm.
Height	8 ft.
Dia.	120 cm.



JUNGLE GYM ROUND AE812

Structure of pipe	25 mm.
Height	8 ft.
Dia.	120 cms.



APOLLO CLIMBER AE813

Structure of pipe	35 mm.
Pipe of ladder	25 mm.
Height	6 ft.
Width	6 ft.
Length	6 ft.
Net	chain 6mm.



'S' TYPE LADDER AE814

Area	3 mts. x 3 mts.
Height	1.80 mts.
Length	3.60 mts.
Main Frame	35mm pipe
Rungs	25mm pipe
Support	35mm pipe

SNAKE PASSING AE815

Structure of pipe	25 mm.
Length	8 feet.
Height	3 feet.



STANDING GLOBE AE816

Standing pipe	35 mm.
Globe Structure	25 mm. pipe
Height	7 ft.
Area	7 ft. x 7 ft..

CRISS CROSS CLIMBER AE817

Structure of pipe	25 mm.
Area	5 feet. x 5 feet.
Height	5 feet.





KIDS DOME CLIMBER AE 818

Structure of pipe	25 mm.
Dia.	5 feet
Height	3 feet

JUNIOR DOME MARKER AE819

Structure of pipe	25 mm.
Dia.	10 feet
Height	5 feet



MULTI CLIMBER DOME AE820

Structure of pipe	25 mm.
Dia.	15 feet
Height	7.5 feet

CRYSTAL CLIMBER AE821

Structure of pipe	25 mm.
Dia.	8 feet
Height	8 feet





ROLLER COASTER AE822

Structure of pipe	35 mm.
Pipe of ladder	25 mm.
Height	6 feet.
Area	12 feet. x 3 feet.



MAGIC CARPET AE823

Structure of pipe	35 mm.
Pipe of ladder	25 mm.
Height	10 feet.
Area	20 feet. x 4 feet.



HUMP CLIMBER TWO WAY AE824

Structure of pipe	35 mm.
Pipe of ladder	25 mm.
Height	7 feet.
Width	1.5 feet.
Length	15 feet.

HUMP CLIMBER FOUR WAY AE825


Structure of pipe	35 mm.
Pipe of ladder	25 mm.
Height	7 feet.
Area	15 feet. x 15 feet.






CLIMB A CLIMBER AE826

Structure of pipe 25 mm.
Height 9 feet.
Base Area 7 feet. x 7 feet.



RADAR CLIMBER AE827

Structure of pipe 25 mm.
Height 8 feet.
Ladder 35 mm. x 3 m.
angle iron



SNAKE CLIMBER AE828

Structure of pipe 35 mm.
Pipe of ladder 25 mm.
Height 8 feet
Width 1.5 feet



DOUBLE WAVE CLIMBER AE829

Structure of pipe 35 mm.
Pipe of ladder 25 mm.
Length 15 ft.
Height 8 ft.
Width 1.5 ft.

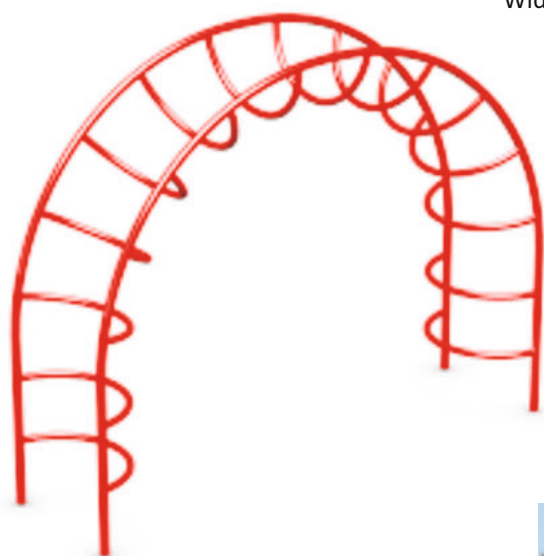


AEROPLANE CLIMBER AE830

Lower Support	35 mm.
Rings Pipe	25 mm.
Height	10 ft. approx.
Length	22 ft. approx.
Width	22 ft. approx.

WONDER WORM AE831

Central Pipe	35 mm.
Supporting Pipe	25 mm.
Height	6 ft.
Length	15 ft.
Width	2 ft.



HALF ROUND LOOP CLIMBER AE832

Standing pole	50 mm.
Supporting structure	35 mm.
Supporting rugs	25 mm.
Central height	20 ft.
Length	20 ft. approx.

FITNESS TRAIL AE833

Structure of pipe	35 mm.
Pipe of ladder	25 mm.
Hanging bar	30 mm.
Area	20 ft. x 20 ft. approx.





SATELLITE SCRAMBLER AE835

Age	4-12 yrs.
Area	2.4 m. x 2.4 m
Safe play Area	3.4 m x 3.4 m
Height	3.4 m

SPIRAL CLIMBER AE834

Central pipe	35 mm.
Spiral pipe	25 mm.
Height	8 feet.



ORBIT CLIMBER AE836

Age	4-12 yrs.
Area	2.4 m x 2.4 m.
Safe play Area	3.4 m. x 3.4 m
Height	3.4 m



TWIN SCRAMBLER AE837

Age	4-8 yrs.
Area	1.2 m. x 0.9 m
Safe play Area	2.2 m x 1.9 m
Height	1.8 m



BRIDGE LADDER AE838

Structure Of Pipe	25 mm.
Length	20 Feet. Approx
Height	6 Feet Approx.
Sitting	Rectangular Pipe
Width	6 Feet. Approx.



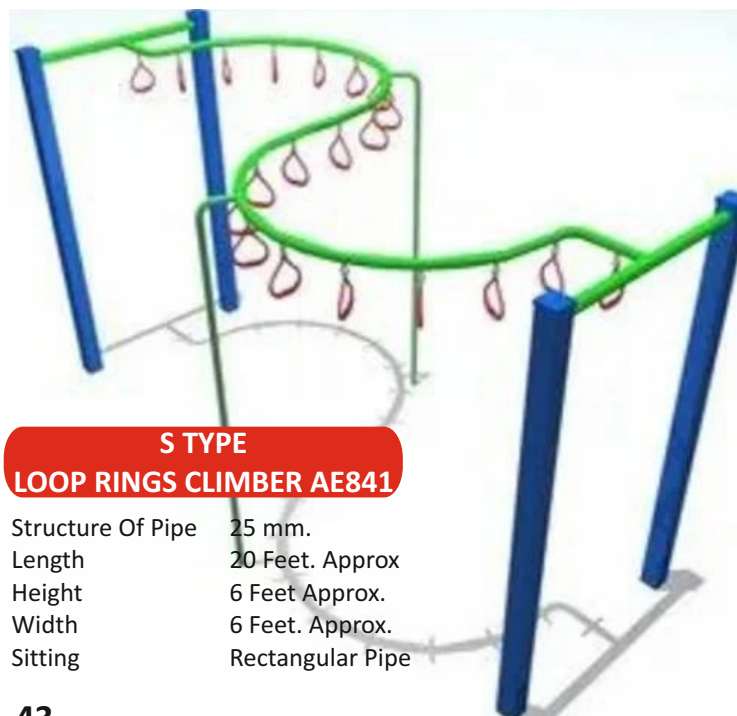
ROUND CLIMBER AE839

Structure Of Pipe	25 mm.
Length	20 Feet. Approx
Height	6 Feet Approx.
Width	6 Feet. Approx.



LOOP RINGS CLIMBER AE840

Structure Of Pipe	25 mm.
Length	20 Feet. Approx
Height	6 Feet Approx.
Width	6 Feet. Approx.
Sitting	Rectangular Pipe



S TYPE LOOP RINGS CLIMBER AE841

Structure Of Pipe	25 mm.
Length	20 Feet. Approx
Height	6 Feet Approx.
Width	6 Feet. Approx.
Sitting	Rectangular Pipe



BANANA CLIMBER AE842

Actual Size	12 x 4 x 6 Feet
Safe Play Area	18 x 10 x 10 Feet

SUNRISE CLIMBER AE843

Actual Size	12 x 2 x 6 Feet
Safe Play Area	18 x 18 x 10 Feet



NET CLIMBERS



KHALSA SPORTS
(GROUP OF COMPANIES)



STRAIGHT NET AE901

Structure of pipe	50 mm.
Rope	20 mm.
Height	7 feet.
Clamps	specially designed



PYRAMID NET AE902

Central pipe	75 mm.
Rope	20 mm.
Height	10 feet.
Clamps	Specially designed



SPIDERS WEB AE903

Structure of pipe	50 mm.
Rope	20 mm.
Height	7 feet.
Clamps	specially designed



A TYPE NET CLIMBER AE904

Structure of pipe	50 mm.
Rope	20 mm.
Height	7 feet.
Clamps	specially designed

NET CLIMBERS



KHALSA SPORTS
(GROUP OF COMPANIES)




HALFROUND NET CLIMBER AE905

Age	4-12 yrs.
Area	3.3 m. x 1.7 m
Safe play Area	4.5 m x 3.0 m
Height	2.1 m



HALFROUND NET CLIMBER AE906

Age	4-12 yrs.
Area	3.3 m. x 1.7 m
Safe play Area	4.5 m x 3.0 m
Height	2.1 m



ROUND NET CLIMBER AE907

Age	4-12 yrs.
Area	3.3 m. x 1.7 m
Safe play Area	4.5 m x 3.0 m
Height	2.1 m



NET CONE CLIMBER AE908

Structure Of Pipe	50 mm.
Rope	20 mm.
Height	7 Feet
Clamps	Specially Designed

NET CLIMBERS



KHALSA SPORTS
(GROUP OF COMPANIES)



ASCEND ROPE CLIMBER AE909

Structure Of Pipe 50 mm.
Rope 20 mm.
Height 7 Feet
Clamps Specially Designed



FREE STANDING CLIMBER AE912

Size L230 X B155 X H100 CM
Structure Of Pipe 50 mm.
Rope 20 mm.
Height 7 Feet
Clamps Specially Designed



HALF MOON CLIMBER AE910

Size L230 X B155 X H100 CM
Structure Of Pipe 50 mm.
Rope 20 mm.
Height 7 Feet
Clamps Specially Designed



TWISTED NET CLIMBER AE911

Size L230 X B155 X H100 CM
Structure Of Pipe 50 mm.
Rope 20 mm.
Height 7 Feet
Clamps Specially Designed



HALF ROUND NET CLIMBER AE913

Structure Of Pipe 50 mm.
Rope 20 mm.
Height 7 Feet
Clamps Specially Designed



BALANCING BRIDGE AE1001

Area	6.9 mtrs. x 0.6 mtrs.
Safe Play Area	8 mtrs. x 1.6 mtrs.
Height	2.8 mtrs.
Main Frame	40 mm N.B. pipe
Spacer	40 mm. N.B. pipe
Floats	Rubber with wooden ply & Synthetic Cloth




WALL CLIMBER AE1002



FRP TWISTED CLIMBER AE1003

Size : 8 x 8 x 8 Feet



STRAIGHT CRAWL TUNNEL TUBE AE1004

Area	2 mts. x 2 mts.
Tube	Metallic
Length	4 Feet
Main Frame	25 mm. N.B. pipe



JUNIOR CASTLE PLAY YARD AE1005

Made of 50 mm pipe
Sizes Available 8 ft. x 6 ft.,
10 ft. x 8 ft.



DISC CHALLENGER AE1006

Made of 50 mm pipe
Sizes Available 8 ft. x 6 ft.,
10 ft. x 8 ft.



ROLLING / WALKING BARREL AE1007

Structure Of Pipe 35 mm.
Roller Wooden
Rolling On Bearings



PARALLEL DIPPING BAR AE1008

Structure Of Pipe 35 mm.
Bar pipe 30 mm.
Length 5 Feet
Height 4 Feet



PARALLEL BAR AE1009

Structure Of Pipe 35 mm.
Bar pipe 30 mm.
Length 5 Feet
Height 4 Feet




TRIPLE HORIZONTAL BAR AE1010

Structure Of Pipe 35 mm.
Bar pipe 30 mm.
Length 8 Feet
Height 7 Feet, 8 Feet




ZIG ZAG BALANCING BEAM AE1012

Structure Of Pipe 50 mm.
Bar pipe 30 mm.
Length 7 Feet
Width 7 Feet



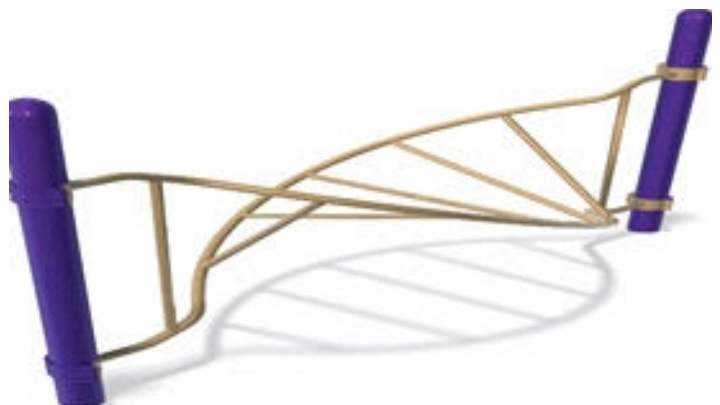
SINGLE HORIZONTAL BAR AE1011

Structure Of Pipe 35 mm.
Bar pipe 30 mm.
Length 8 Feet
Height 7 Feet, 8 Feet



HOPPING MAD AE1013

Central Pipe 50 mm.
Jumping Rubberized Tyre
Height 2 Feet

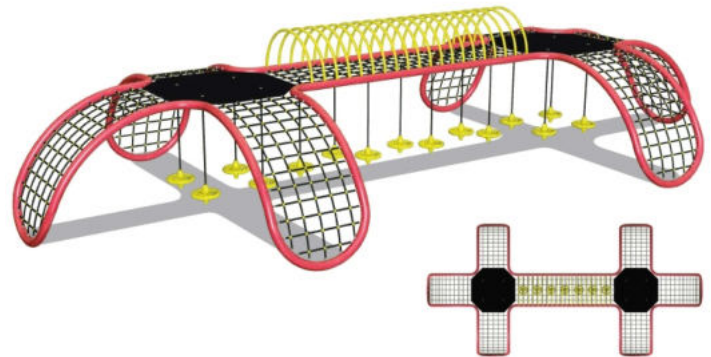


TWISTED CLIMBER AE1014

Structure Of Pipe 35 mm.
Bar Pipe 30 mm.
Length 5 Feet
Height 4 Feet



ADVENTURE CLIMBER AE1015



**ADVENTURE CLIMBER WITH
DISC CHALLENGER AE1015**

Equipment Size : 40 x 20 x 12 Feet
Safe Play Area : 46 x 26 x 16 Feet




ADVENTURE CLIMBER AE1016



ADVENTUROUS BRIDGE AE 1018

Actual Size : 24 x 5 x 16 Feet
Safe Play Area : 30 x 11 x 20 Feet



SENSORY PARK CLIMBER AE1019

Actual Size : 10 x 6 x 6 Feet
Safe Play Area : 16 x 12 x 12 Feet



MUSICAL CONGO TRACK AE10120

Actual Size : 7 x 2 x 4 Feet
Safe Play Area : 12 x 6 x 6 Feet



GAMES PANEL AE1021

Actual Size : 4 X 1 X 4 Feet
Safe Play Area : 6 X 3 X 6 Feet



KINGS VICTORIAN BENCH AE1101

Area	1.6 mt. x 0.6 mt.
Height	720 mm. approx
Main Frame	Cast Iron
Seat	Rectangular pipe
Capacity	3 seater
Length	5 ft.

FLOWER VICTORIAN BENCH AE1102

Area	1.6 mt. x 0.6 mt.
Height	720 mm. approx
Main Frame	Cast Iron
Seat	Rectangular pipe
Capacity	3 seater
Length	5 ft.



VICTORIAN BENCH AE1103

Area	1.6mts.x 0.6 mts.
Height	720 mm. approx.
Main Frame	Cast iron sides
Seat	Rectangular tube strips
Capacity	3/4 seater
Length	5 feet.

PARK BENCHES



KHALSA SPORTS
(GROUP OF COMPANIES)



VINTAGE VICTORIAN BENCH AE1104

Area	1.6 mt. x 0.6 mt.
Height	720 mm. approx
Main Frame	Cast Iron
Seat	Rectangular pipe
Capacity	3 seater
Length	5 ft.



VIP VICTORIAN BENCH AE1105

Area	1.6 mt. x 0.6 mt.
Height	720 mm. approx
Main Frame	Cast Iron
Seat	Rectangular pipe
Capacity	3 seater
Length	5 ft.




INDO VICTORIAN BENCH AE1106

Area	1.6 mt. x 0.6 mt.
Height	720 mm. approx
Main Frame	Cast Iron
Seat	Rectangular pipe
Capacity	3 seater
Length	5 ft.



GARDEN BENCH ECONOMY AE1107

Area	1.6 mt. x 0.6 mt.
Height	720 mm. approx
Main Frame	35 mm. x 5 mm.
Seat	Rectangular pipe
Capacity	3 seater
Length	5 ft.



PARK BENCH AE1108

Area	1.6 mt. x 0.6 mt.
Height	720 mm. approx
Main Frame	35 mm. x 5 mm.
Seat	Rectangular pipe
Capacity	3 seater
Length	5 ft.



ENCHANT BENCH AE1109

Area	1.6 mt. x 0.6 mt.
Height	720 mm. approx
Main Frame	35 mm. pipe
Seat	Rectangular pipe
Capacity	3 seater
Length	5 ft.



POLE BENCH AE1110

Area	1.6 mt. x 0.6 mt.
Height	720 mm. approx
Main Frame	35 mm pipe
Seat	Rectangular pipe
Capacity	3 seater
Length	5 ft.



SIAMESE BENCH AE1111

Area	1.6 mt. x 1.1 mt.
Height	720 mm. approx
Main Frame	35 mm.pipe
Seat	Rectangular pipe
Capacity	3 seater
Length	5 ft.



REGAL BENCH AE1112

Area	1.6 mt. x 0.6 mt.
Height	720 mm. approx
Main Frame	35 mm. pipe
Seat	Rectangular pipe
Capacity	3 seater
Length	5 ft.

PARK BENCHES



KHALSA SPORTS
(GROUP OF COMPANIES)



JAZZ BENCH AE1113

Area 1.6 mt. x 0.6 mt.
Height 720 mm. approx
Main Frame Metallic sheet
Seat Metallic sheet
Capacity 3 seater
Length 5 ft.



TRINITY BENCH AE1114

Area 2.0 mt. x 0.6 mt.
Height 720 mm. approx
Main Frame 35 mm. pipe
Seat Metallic sheet
Capacity 3 seater
Length 5 ft.



POISE BENCH AE1115

Area 1.6 mt. x 0.6 mt.
Height 720 mm. approx
Main Frame Metallic sheet
Seat Rectangular pipe
Capacity 3 seater
Length 5 ft.



ROYAL BENCH AE1116

Area 1.6 mt. x 0.6 mt.
Height 720 mm. approx
Main Frame 3" square pipe
Seat 3" x 2" pipe
Capacity 3 seater
Length 5 ft.



SLEEK BENCH AE1117

Area 1.6 mt. x 0.6 mt.
Height 720 mm. approx
Main Frame 3" square pipe
Seat Rectangular pipe
Capacity 3 seater
Length 5 ft.



DELUXE BENCH AE1118

Area 1.6 mt. x 0.6 mt.
Height 720 mm. approx
Main Frame 30 mm. pipe
Seat Metallic sheet
Capacity 3 seater
Length 5 ft.



FIBRE BENCH AE1119

Area 1.6 mt. x 0.6 mt.
Height 720 mm. approx
Main Frame 30 mm. pipe
Seat Fibre
Capacity 3 seater
Length 5 ft.



STADIUM BENCH AE1120

Area 1.6 mt. x 0.6 mt.
Height 720 mm. approx
Main Frame 30 mm. pipe
Seat Rectangular pipe
Capacity 3 seater
Length 5 ft.



STANDARD BENCH AE1121

Area 1.6 mt. x 0.6 mt.
Height 720 mm. approx
Main Frame 30 mm. pipe
Seat Rectangular pipe
Capacity 3 seater
Length 5 ft.



RELAXING PARK BENCH AE1122

Area	1.6 mt. x 0.6 mt.
Height	720 mm. approx
Main Frame	Metallic sheet
Seat	Metallic sheet
Capacity	3 seater
Length	5 ft.



EXECUTIVE PARK BENCH AE1123

Area	1.6 mt. x 0.6 mt.
Height	720 mm. approx
Main Frame	Metallic sheet
Seat	Metallic sheet
Capacity	3 seater
Length	5 ft.



ROYAL FRP STRIP CAST IRON BENCH AE1124

Actual Size : 5 x 2 x 2.6 Feet



A TYPE PARK BENCH AE1125



CEMENTED PARK BENCH AE1126



CEMENTED PARK BENCH AE1127

MEETING POINT & SHED



KHALSA SPORTS
(GROUP OF COMPANIES)



MEETING HUT AE1201

Structure of pipe 100 mm. pipe
Area 8 ft. x 8 ft.
Top shed Metal / Fibre Sheet
Sitting capacity 12 seater



MEETING BENCH AE1202

Structure of pipe 50 mm. pipe
Area 8 ft. x 8 ft.
Top shed Metal / Fibre Sheet
Sitting capacity 12 seater



MEETING UMBRELLA TABLE AE1203

Structure of pipe 50 mm. pipe
Area 8 ft. x 8 ft.
Top shed Metal / Fibre Sheet
Sitting capacity 12 seater



ROUND PICNIC TABLE / MEETING POINT AE1204



CAR PARKING SHED AE1207



RECTANGULAR PICNIC TABLE AE1205



WEATHER SHED AE1208



SQUARE PICNIC TABLE AE1206



WIRE DEER AE1301



WIRE COW AE1302



WIRE DOG AE1303



WIRE HORSE AE1304




WIRE GIRAFFE AE1305



WIRE ELEPHANT AE1306



WIRE CORK AE1307



WIRE CAMEL AE1308



WIRE RABBIT AE1309



TREE-TRUNK DUSTBIN AE1401



KANGAROO DUSTBIN AE1402



MONKEY DUSTBIN AE1403



RAT DUSTBIN AE1404



BEER DUSTBIN AE1405



CHAMPANZEE DUSTBIN AE1406



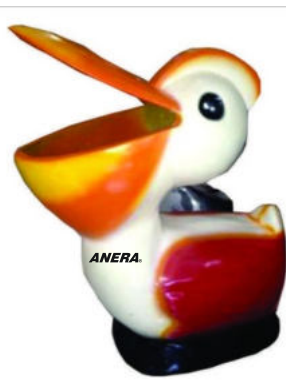
MICKEY DUSTBIN AE1407




HUMPTY DUSTBIN AE1408



DUCK DUSTBIN AE1409



QUACK DUSTBIN AE1410



DONARD DUSTBIN AE1411



TIGER DUSTBIN AE1412



BOY DUSTBIN AE1413



SHARK DUSTBIN AE1414



FLOWER DUSTBIN AE1415



FROG DUSTBIN AE1416



LION DUSTBIN AE1417



JUNGLEKING DUSTBIN AE1418



FROG DUSTBIN AE1419



BRINJAL DUSTBIN AE1420



BIRD DUSTBIN AE1421



PUPPY DUSTBIN AE1422



FISH DUSTBIN AE1423



ICECREAM DUSTBIN AE1424



STEEL BIN AE1425



BASARD BIN AE1426



POUBELL DUSTBIN AE1427



STEEL DUSTBIN AE1428

Central pipe	50 mm.
Structure of pipe	35 mm.
Bin	Metallic Sheet



STEEL DUSTBIN AE1429

Central pipe	50 mm.
Structure of pipe	35 mm.
Bin	Metallic Sheet



STEEL DUSTBIN AE1430

Central pipe	50 mm.
Structure of pipe	35 mm.
Bin	Metallic Sheet



STEEL DUSTBIN AE1431

Central pipe	50 mm.
Structure of pipe	35 mm.
Bin	Metallic Sheet



STEEL DUSTBIN AE1432

Central pipe	50 mm.
Structure of pipe	35 mm.
Bin	Metallic Sheet



PLASTIC DUSTBIN AE1433



PLASTIC DUSTBIN SINGLE AE1434



ROYAL DESK & BENCH AE1501

Frame made of rectangular 1" x 2" pipe, suitable for two children with laminated board top.



REGULAR DESK & BENCH AE1502

Frame made of rectangular 1" square pipe, suitable for two children with laminated board top.



CLASSROOM SINGLE DESK AE1503

Frame made of rectangular 1" x 2" pipe, with laminated board top.



CLASSROOM CHAIR AE1504

Frame made of iron pipe with plastic seat



MICKEYMOUSE DESK BENCH AE1505

Made of laminated board/wood



DONARD DUCK DESK BENCH AE1506

Made of laminated board/wood



PROFESSIONAL CRICKET BALL THROWING MACHINE AE1601

For Use : leather ball, Hard synthetic ball,
Soft synthetic ball, Hockey ball
Dimpal ball, Tennis ball
lawn tennis ball

Ball throw speed 20kmph. To 165 km pH.
Swing, In swing, Pace, Spin

Line or Length change
easy by now
Up, Down, Right, left

Seven model ball throw setting
led signal in machine.

Machine with 24 ball auto feeder
Auto feeder put ball in machine
2 sec. To 60 sec.
And how you want timing
settings.



TENNIS BALL THROWING MACHINE AE1602

For Use : Soft synthetic ball, Hockey ball
Dimpal ball, Tennis ball,
lawn tennis ball

Ball throw speed 10kmph. To 100 km pH.
Swing, In swing,

Up, Down,

Three model ball throw setting
led signal in machine.

Machine with 12 ball auto feeder
Auto feeder put ball in machine
2 sec. To 60 sec.



PORTABLE & MOVABLE CRICKET NET CAGE AE1603

Made of pipe - 2" x 2" square or round.

Sizes available

10 ft. x 40 ft.
10 ft. x 60 ft.
10 ft. x 80 ft.
10 ft. x 100 ft.
15 ft. x 40 ft.
15 ft. x 60 ft.
15 ft. x 80 ft.
15 ft. x 100 ft.
20 ft. x 40 ft.
20 ft. x 80 ft.
20 ft. x 100 ft.

FIXED IN GROUND CRICKET NET CAGE AE1604

Made of pipe - 2" x 2" square or round.

Sizes available

10 ft. x 40 ft.
10 ft. x 60 ft.
10 ft. x 80 ft.
10 ft. x 100 ft.
15 ft. x 40 ft.
15 ft. x 60 ft.
15 ft. x 80 ft.
15 ft. x 100 ft.
20 ft. x 40 ft.
20 ft. x 80 ft.
20 ft. x 100 ft.






CRICKET PITCH COVER AE1605

Made of non-tearing and non abrasive double coating synthetic cloth with heat sealing on each joint. Available in different sizes
12 ft. x 33 ft.
12 ft. x 66 ft.
or as per any individual requirement

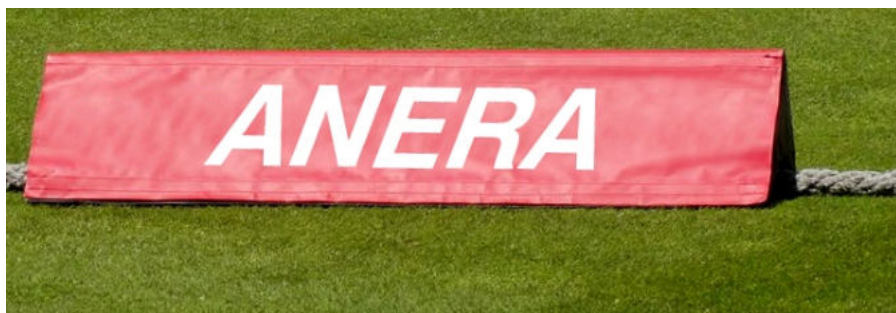
CRICKET PITCH COVER TROLLY AE1606

Made of non-tearing and non abrasive double coating synthetic cloth with heat sealing on each joint. Available in different sizes
12 ft. x 33 ft.
12 ft. x 66 ft.
or as per any individual requirement



CRICKET SIDE SCREEN AE1607

Frame made of heavy metallic structure with portable and moveable on wheels. Available in netting and metal/ wooden screen. Sizes available
10 ft. x 10ft.
15 ft. x 10 ft.
15 ft. x 15 ft.
20 ft. x 10 ft.
20 ft. x 15 ft.
20 ft. x 20 ft.



ROUND CRICKET BOUNDARY ROPE AE1608

Made of manila rope covered with foam and non-tearing, waterproof cloth. Available in 50 mm., 60 mm. and 70 mm. dia.

TRIANGULAR ADVERTISING BOUNDARY ROPE AE1609

Made of P.U. foam covered with non-tearing and non abrasive synthetic cloth with rope inside.
Sizes available : 75/85/100 mm. triangular



ELECTRONIC OPERATED CRICKET SCOREBOARD AE1611

Portable and Movable on wheels,
adjustable height.

Sizes available :

6 ft. x 4 ft.

8 ft. x 4 ft.

6 ft. x 6 ft.

8 ft. x 8 ft.

or as per any individual
requirement.

MANUALLY OPERATED CRICKET SCOREBOARD AE1612

Portable and Movable on wheels,
adjustable height.

Sizes available :

6 ft. x 4 ft.

8 ft. x 4 ft.

6 ft. x 6 ft.

8 ft. x 8 ft.

or as per any individual
requirement.



CRICKET BOUNDARY ROPE TROLLEY AE1610

Movable on wheels





**DIESEL OPERATED RIDE ON LAWN
MOVER/GRASS CUTTER AE1613**

Heavy Duty Diesel Engine



**DIESEL OPERATED
GROUND ROLLER AE1615**

Made of heavy duty diesel engine with
3 front gear and 1 back gear.
Available in 1/1.5/2 ton weight.




**ELECTRONIC GRASS CUTTING
MACHINE AE1614**

Made of heavy duty steel structure, portable and movable on
wheels with 3 H.P., 3 phase heavy duty motor.




**MANUAL OPERATED
GROUND ROLLER AE1616**

Made of 4 mm./5 mm./ 6 mm metallic sheet
with heavy duty double bearing, adjustable
handle length. Available in different weight
capacity after filling
0.5/ 1/1.5/2 ton weight.



STADIUM CHAIRS AE1617

Made of plastic, ultraviolet quality with latest design. Available in different colours for stadium.



Available Colours



SUBSTITUTION & TEAM BENCH AE1618

Frame made of metallic 2" x 3" pipe with waterproof laminate floor, provision of transparent shed on back and sides. Portable and movable on wheels.

Sizes Available :

16 ft. x 4 ft.

14 ft. x 4 ft.

12 ft. x 4 ft.

10 ft. x 4 ft.

VIP BENCH AE1619


Frame made of metallic 2" x 3" pipe with waterproof laminate floor, provision of transparent shed on back and sides. Portable and movable on wheels.

Sizes Available :

8 ft. x 4 ft.

6 ft. x 4 ft.





KHALSA SPORTS (GROUP OF COMPANIES)

Head Office - SURAJ KUND MEERUT-250001 (U.P.) INDIA.

Office Mobile: - +91-8941037333, +91-8941037666, +91-8941037888,
+91-8941037111, +91-8941037555,

Jasjeet Singh - +91-9412203943, Satnam Singh - +91-9358402281.

Email -infokepl@khalsa.co.in , infokgw@khalsa.co.in. Website - www.khalsa.co.in.